

## Getting started

Puzzel Digital Engagement platform is available through your Internet browser by accessing the <Subdomain name>.psplugin.com and requires no installation. Open the application in your browser and enter the login credentials provided by Puzzel to login.

### Note

You can find your sub domain in the [Account Settings](#) section of the portal.

### Welcome - Log in

**Username**

**Password**

Remember me **Log in**

[Activate your account](#)

[Forgot password?](#)

If you are logging in for the first time, access the email sent by Puzzel to your registered email id to activate your account. Enter the password of your choice and login.

### Create or Activate your user account


**Email**

**Password**

 Suggest

**Confirm password**

Please type the text or numbers you see in the picture

I'm not a robot   
reCAPTCHA  
Privacy - Terms

**Register**

[Go to Log in](#)


To reset the password, click on forgot password link on the login page and enter the email address of the admin account. A link will be sent to the email address that will allow you to reset the password for the account.

### Forgot password

Enter your email address and you will receive a link that will reset your password


**Email**

Please type the text or numbers you see in the picture

I'm not a robot   
reCAPTCHA  
Privacy - Terms

**Reset password**

[Go to Log in](#)

To logout, press the  icon on the bottom left corner of your screen.