

Salesforce Agent Guide

This document aims at explaining the key features of integrating Puzzel application within Salesforce and its usage. Audience to this document will mainly be the contact centre agents wanting to use Puzzel application, referencing Salesforce for their CRM. An assumption has been made, that all configurations from the Admin guide has been successfully carried out and the functionality is working as expected.

Key features of Puzzel-Salesforce integration

The Puzzel Agent Application within Salesforce brings the contact centre capabilities into Salesforce environment for performing all critical tasks with ease. You can now view, add, edit, and search customer details in Salesforce and also make calls, chat, and send emails using the Puzzel Agent Application. The customer data listed in the enquiry log are listed below:

- Queue
- Agent
- Callers number
- Call duration
- Queue time
- Date/Time of enquiry
- Session ID
- Media type

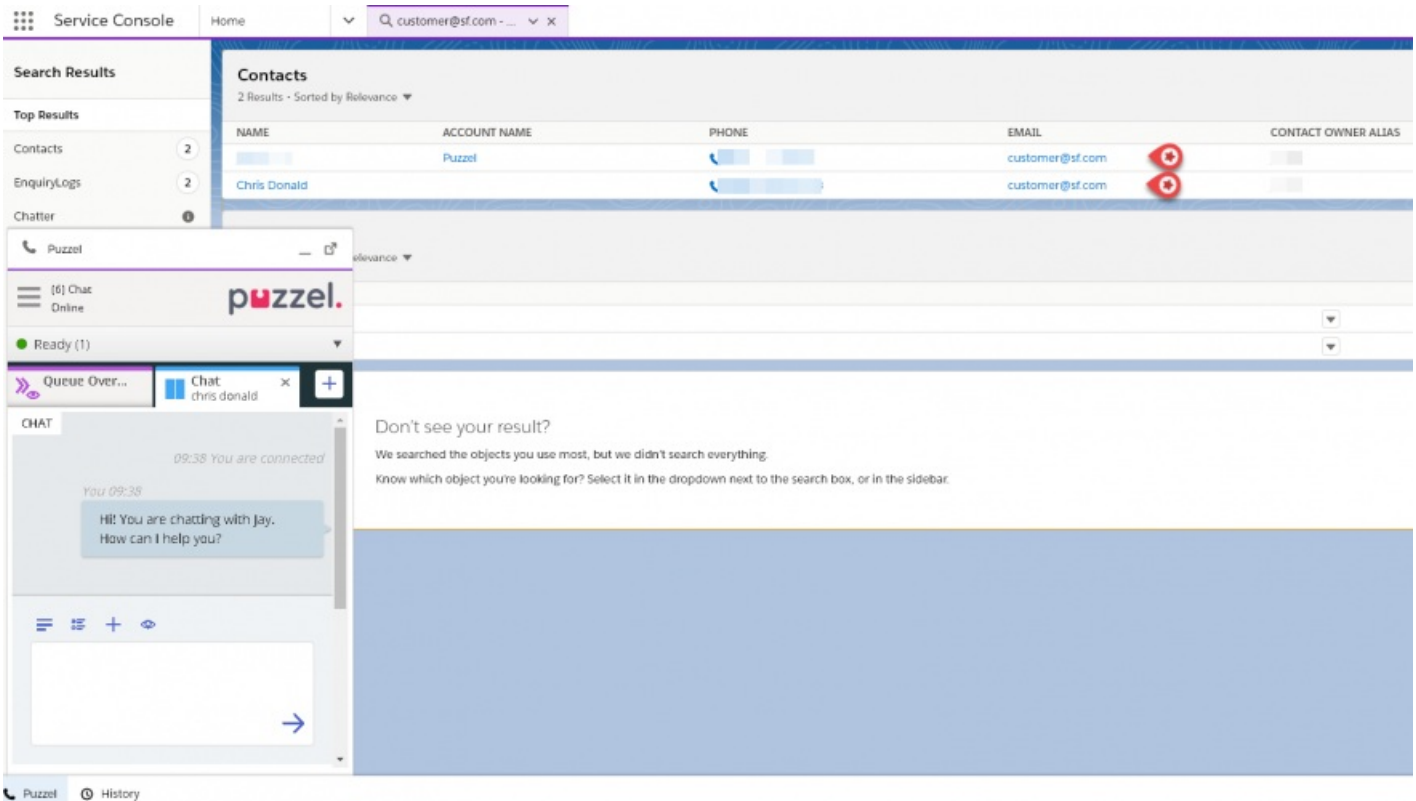
Searching for Contacts

With Puzzel solution integrated into Salesforce, an automatic search is performed for all incoming calls, chat requests and emails. The phone number that the customer is using to call, will be the search criteria for voice channel and email address for all other channels. The matching record found will be presented in the main screen within Salesforce for the agent to view and perform further actions. The agent can also perform a manual search of customer records.

Search on the customer phone number or email id can result in various outcomes as shown below:

- Single record match
- Multiple record matches
- No record match.

In the scenario, where a single record is found upon searching, the customer information is displayed on the main screen. If multiple matches are found on search, a list will be displayed for you to choose from. You can then choose the customer whose details are to be displayed.



If no match is found, you will be given an opportunity to create a new account or a contact for the customer. Please note that this is configurable and needs to be done by the Admin while configuring the Softphone layout.

New Contact

Contact Information

Contact Owner: [Redacted]

Phone:

* Name:

Salutation: --None--

Mobile:

First Name:

* Last Name:

* Account Name: Search Accounts...

Email: client@sf.com

Title:

Reports To: Search Contacts...

Address Information

Mailing Address: Search Address

Other Address: Search Address

Mailing Street:

Other Street:

Buttons: Cancel, Save & New, Save

The details entered here will be stored in Salesforce and can be referenced by the agent on the call without having to switch between applications. Finish off by saving the details.

Enquiry log

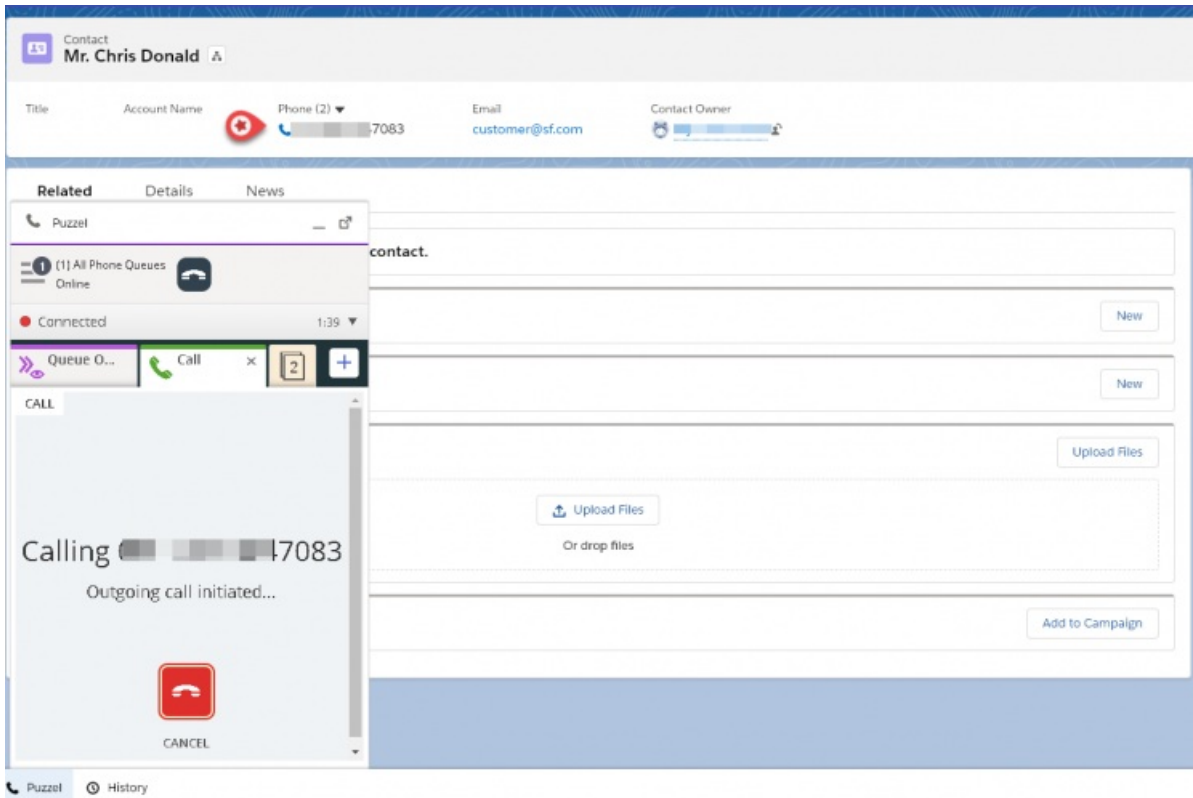
Enquiry log contains the details of interactions from the customer via various channels. Each activity is logged as a separate entry with a unique Enquiry log number. To see more details about an enquiry, click on the enquiry log number to open details in a new tab.

The screenshot displays the 'Details' tab of an Enquiry Log entry. The left pane shows fields for EnquiryLogID (00173), Queue (Chat Sales), Agent, Caller, QueueTime, CallDuration, Answered (26/11/2019 10:40), SessionId, CaseId, Email (client@sf.com), Url, NickName (Tom Hanks), LookupObject (0033j00003EpJQFAAN), and Custom1. The right pane shows the 'Activity' section with options for 'New Event', 'New Task', 'Log a Call', and 'Email'. Below these are input fields for Subject, Description, Start/End dates and times, Name (with a search for contacts), and Related To (linked to EnquiryLog-00173).

On a single record match, the activity is automatically registered in the enquiry log against the customer. In a multiple record match scenario, you need to choose which user gets the activity recorded in his name. For a no record match, you need to create a new record first before assigning the activity to it.



Click to call

Calls can be made within Salesforce using the call functionality offered by Puzzel Agent Application. Upon clicking on the phone number in the contact information, the call will be initiated in the call widget of the Puzzel Agent Application.



Calls made from within Puzzel will automatically be logged as an activity in Salesforce.

Popup Contact Card

You can pop out the Puzzel Agent Application to be viewed outside of Salesforce. Click on the  icon on the top bar to pop out the Puzzel application in a new window. This window can be floated, resized and maximised as needed. To pop it back into Salesforce click on the  icon.

Record Viewer

The record viewer allows you to view chat transcripts and listen to call recordings archived in the Puzzel application. It gives you access to the archive after being authenticated into the Puzzel Application. By making the records available within Salesforce, you will have all the previous interactions with the customer that can help you provide a greater customer service.

To access the record archive, you need to log in with your Puzzel credentials in the record viewer screen as shown below:

Record Viewer


Welcome to Puzzel recordings viewer

In order to play recordings, please login. Please note, that:

1. DISCLOSURE. Discloser agrees to disclose, and Receiver agrees to receive the Confidential Information.
2. CONFIDENTIALITY.
 - 2.1 NO USE. Recipient agrees not to use the Confidential Information in any way, or to manufacture or test any product embodying Confidential Information, except for the purpose set forth above.
 - 2.2 NO DISCLOSURE. Recipient agrees to use its best efforts to prevent and protect the Confidential Information, or any part thereof, from disclosure to any person other than Recipient's employees having a need for disclosure in connection with Recipient's authorized use of the Confidential Information.

CUSTOMER
<input type="text" value="10005"/>
USERNAME
<input type="text" value="jayk"/>
PASSWORD
<input type="password" value="*****"/>
<input type="button" value="Logon"/>

You will then be able to choose from the Enquiry logs to see previous chat transcripts or listen to calls.

 EnquiryLog
EnquiryLog-00057

Record Viewer

Part 1(queue_chat_sales)


Chat started at 2020-06-24 15:34:19
Agent(s) involved:
()

Name customer 1
ID customer@sf.com
Note test
CustomerNum 10005

15:34
Hei, du snakker med . Hva kan jeg hjelpe deg med?




15:34
hi

15:34

 EnquiryLog
EnquiryLog-00058

Record Viewer

Part 1(queue_support)

▶ 0:00 / 2:21   

[Logout](#)