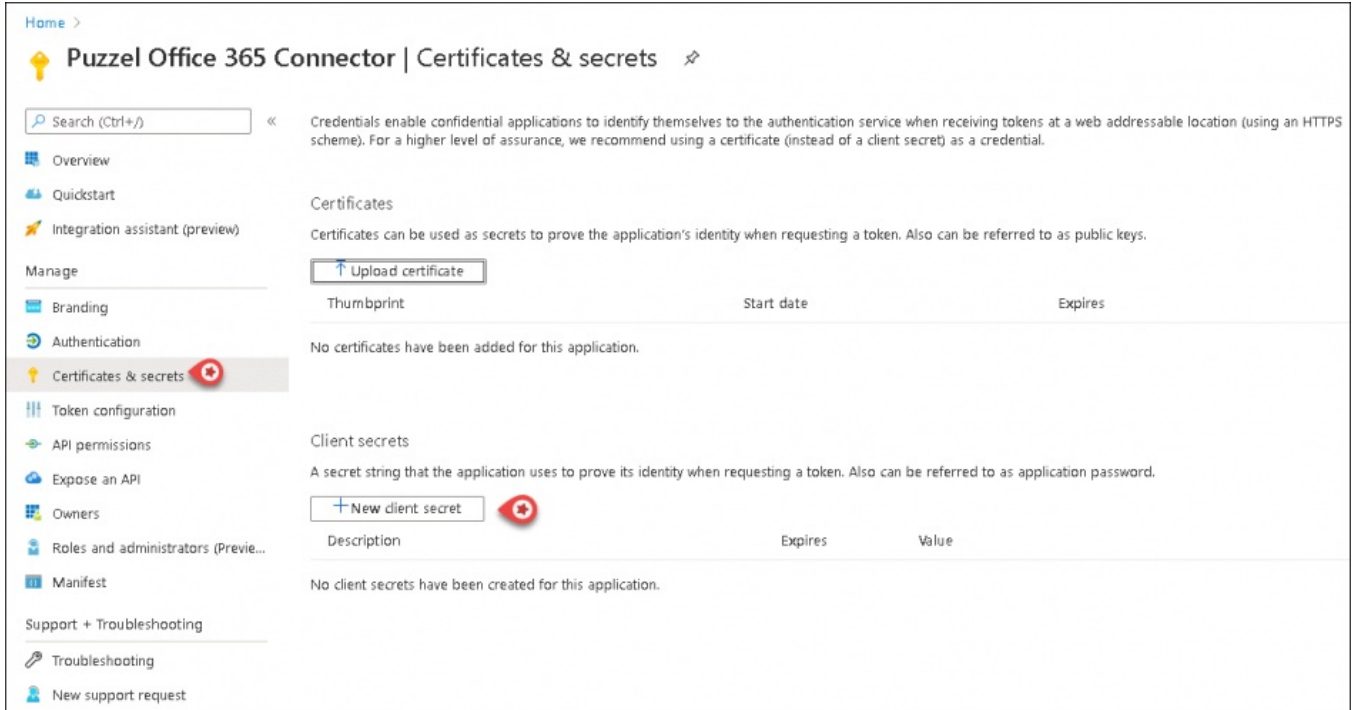


Creating new Client secret value

To create the client secret key, you need to,

1. Go to Azure Active Directory -> App registrations -> Puzzel office 365 connector [the app you created in the previous section] and then select **Certificates & secrets** from the left menu. **Click on New client secret**



2. Add Description and select the expiration time and click on **Add**

The screenshot shows the 'Add a client secret' dialog box. It has a title 'Add a client secret' and a 'Description' field containing the text 'Puzzel Office 365 Certificate'. Below the description field is the 'Expires' section, which has three radio button options: 'In 1 year', 'In 2 years', and 'Never'. The 'Never' option is selected. At the bottom of the dialog, there are two buttons: 'Add' and 'Cancel'.

3. You will now have a new secret key generated for the app. Make a note of this key as you will have to enter it in the template later.

Home >

Puzzel Office 365 Connector | Certificates & secrets

Search (Ctrl+/) <<

Copy the new client secret value. You won't be able to retrieve it after you perform another operation or leave this blade.

Credentials enable confidential applications to identify themselves to the authentication service when receiving tokens at a web addressable location (using an HTTPS scheme). For a higher level of assurance, we recommend using a certificate (instead of a client secret) as a credential.

Certificates

Certificates can be used as secrets to prove the application's identity when requesting a token. Also can be referred to as public keys.



[Upload certificate](#)

Thumbprint	Start date	Expires
No certificates have been added for this application.		

Client secrets

A secret string that the application uses to prove its identity when requesting a token. Also can be referred to as application password.

[New client secret](#)

Description	Expires	Value
 Puzzel Office 365 Certificate	12/31/2299	

- Overview
- Quickstart
- Integration assistant (preview)
- Manage
 - Branding
 - Authentication
 - Certificates & secrets**
 - Token configuration
 - API permissions
 - Expose an API
 - Owners
 - Roles and administrators (Previe...
 - Manifest
- Support + Troubleshooting
 - Troubleshooting
 - New support request