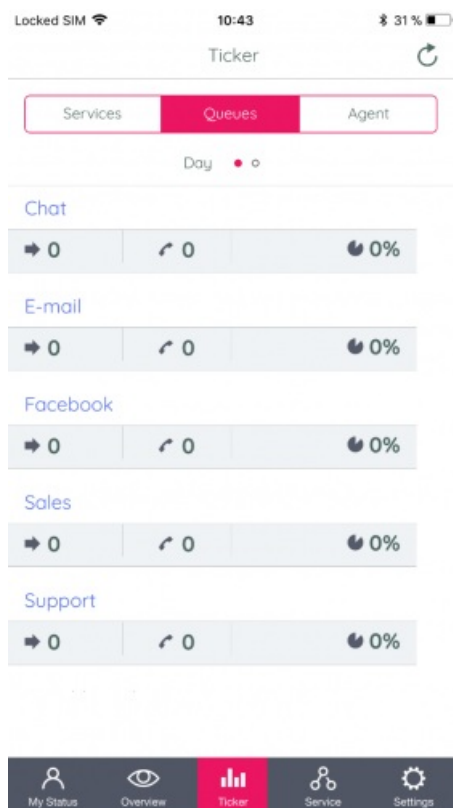


Ticker, Service and Settings

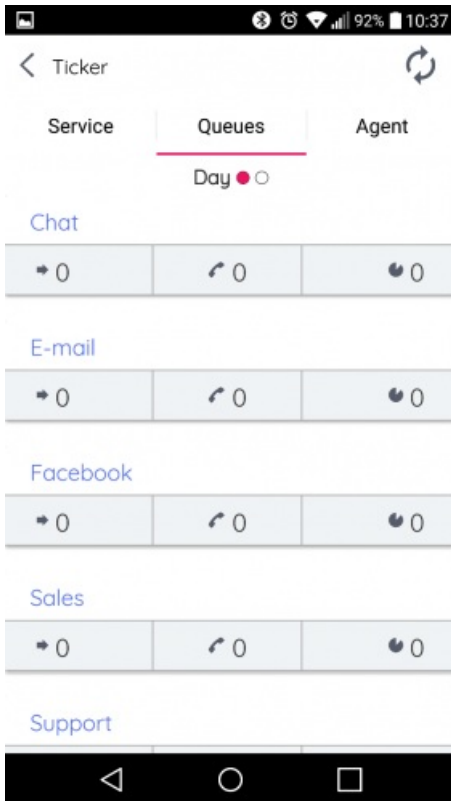
Ticker

On the Ticker page you can see Ticker information, or traffic data if you will. You can choose to see Ticker information on a service-level (access points), queue-level, or agent-level. In addition, you can swipe the screen to toggle between day-view and week-view.

iOS device:



Android device:



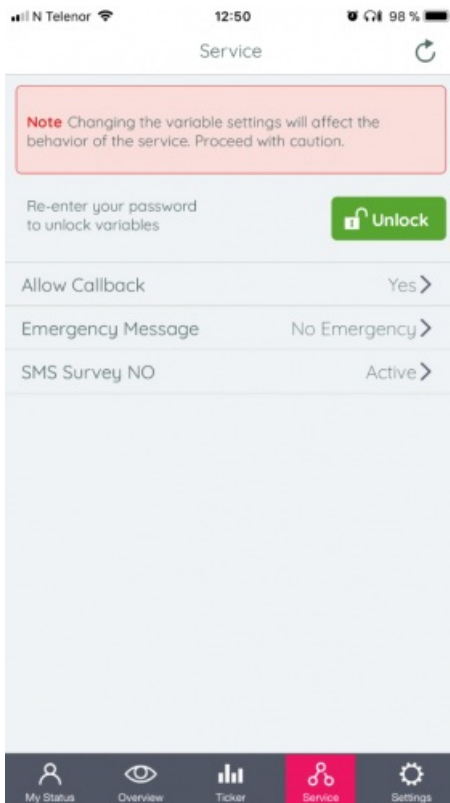
Note

All users have access to Ticker Agent, but Ticker Queues and Ticker Services are only visible for those with similar access in the Admin Portal.

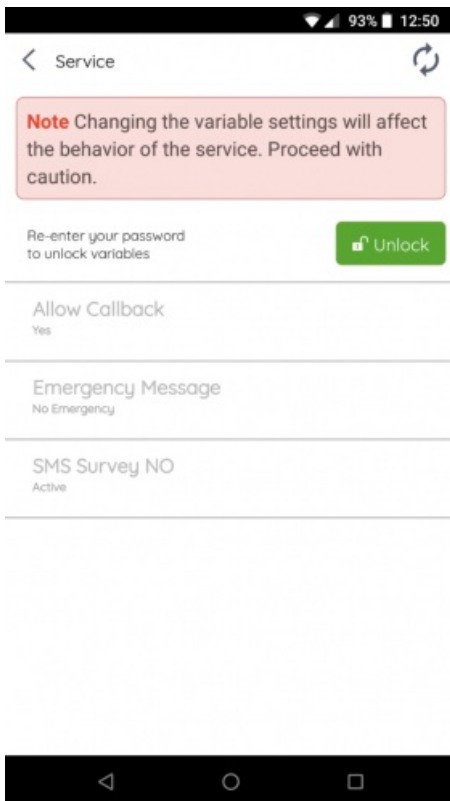
Service

On the service page you are given access to the service variables in your solution. From here you can manage your solutions service variables. For security reasons you must confirm your password to execute this task. Note that you will not have access to (or even see) this page if you do not general access to edit your own solution as an administrator.

iOS device:



Android device:

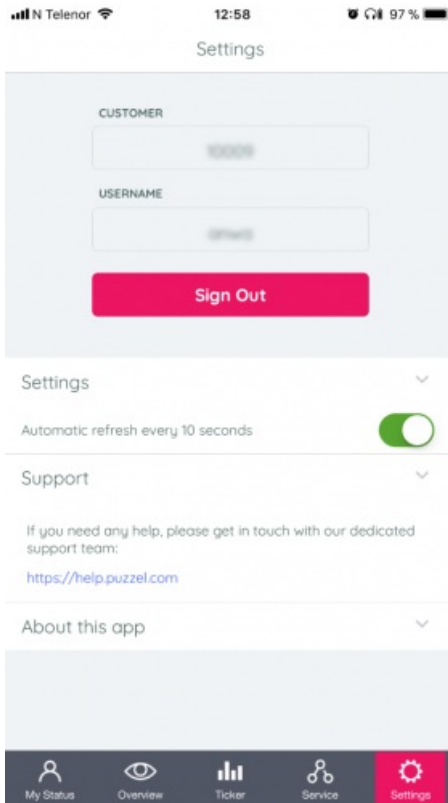


Settings

On the settings page you can read about the app and find out which version it has. You can also turn off the automatic refresh option, and find a link to our support site. Also, you can sign out of the app here. Remember that signing out of the

app, does not mean that you also log off the queues, you must do this separately.

iOS device:



Android device:

